



UNITED ARAB EMIRATES
MINISTRY OF HEALTH & PREVENTION

Licensing a Visiting Doctor

User Guide

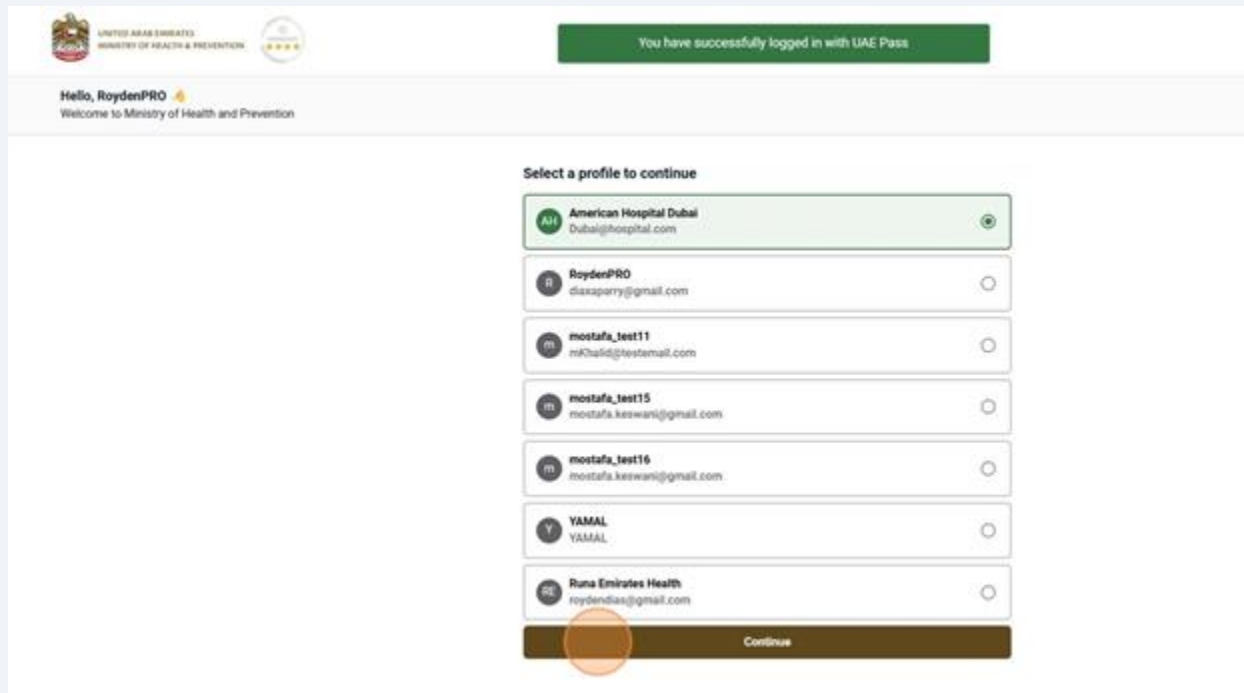
July 2025

Table of Contents

Customer Portal: Raising an Application to License a Visiting Doctor	3
Sign-in and Individual Dashboard Navigation	3
Fill Application Details	5
Application Submission	19
Work Invitation Acceptance	21
Post-review Service Completion	33

Licensing a Visiting Doctor

- 1 Sign-in through UAE Pass and proceed to select the business profile linked to your account. In this case, we will proceed with 'American Hospital Dubai' and click "Continue".



The screenshot shows the UAE Ministry of Health and Prevention portal. At the top, there is a green banner stating "You have successfully logged in with UAE Pass". Below this, a welcome message reads "Hello, RoydenPRO" and "Welcome to Ministry of Health and Prevention". The main section is titled "Select a profile to continue" and lists several profiles with radio buttons for selection. The first profile, "American Hospital Dubai" (Dubai@hospital.com), is selected. Below the list is a "Continue" button, which is highlighted with an orange circle.

Profile Name	Email Address	Selected
American Hospital Dubai	Dubai@hospital.com	<input checked="" type="radio"/>
RoydenPRO	diassparry@gmail.com	<input type="radio"/>
mostafa_test11	mKhalid@testmail.com	<input type="radio"/>
mostafa_test15	mostafa.kezwani@gmail.com	<input type="radio"/>
mostafa_test16	mostafa.kezwani@gmail.com	<input type="radio"/>
YAMAL	YAMAL	<input type="radio"/>
Runa Emirates Health	roydendias@gmail.com	<input type="radio"/>

[Continue](#)

2

From the Facility Dashboard: Click "Services"

Home > Tasks

☒ Tasks

Facility License Requires Action

License Number	Category	Expiry Date
MOHAP-123456-2023	Hospital	01.09.2024

Application Requires Input
The applications that need your attention. Please review.

Application Name	Application No	Submission Date
Extend Initial Approval of a Medical Facility	MFL-EXT-000676-2025	13.02.2025

Staff Licenses
The Licenses that need your attention. Please review.

3

Find the service 'License a Visiting Doctor'

- The system will ensure the applicant facility has a valid license that is 'Active' to start this service.

Home > Services

Services

Medical Facility Services

Initial Approval for Licensing a Medical Facility	License a Visiting Doctor	Licensing a medical professional
Start Service →	Start Service →	Start Service →
Inspection - Final Approval to License a Medical Facility	Final Approval For Licensing A Medical Facility	Cancellation of license of a medical professional
Start Service →	Start Service →	Start Service →
Renewal of License for a Medical Professional	Renewal of Medical Facility License	Adding/Removing Specialties from a Medical Facility
Start Service →	Start Service →	Start Service →

4

To select a professional, start by clicking 'Yes' if the candidate has an active MOHAP/DHA/DOH license number.

Note: This service is ONLY applicable for medical professionals who are Doctors or Physicians.

Search Medical Professional

Search Medical Professional

Is the medical professional licensed in the UAE?

Select "Yes" if the professional holds an active license issued by MOHAP, DHA, or DOH. Select "No" if they do not have an active license.

☒ Yes

☐ No

Cancel

Continue

5

Input the license number in the field provided and click 'Search.'

Search Medical Professional
Search Medical Professional

Is the medical professional licensed in the UAE?
Select "Yes" if the professional holds an active license issued by MOHAP, DHA, or DOH. Select "No" if they do not have an active license.

☒ Yes
☐ No

License Number
Enter the professional's license number

6

Or click 'No' if the candidate does not have a MOHAP/DHA/DOH license number, but at least has an MOHAP Evaluation/registration number.

- Input their Evaluation or Registration number in the field provided and click 'Search'

Search Medical Professional
Search Medical Professional

Is the medical professional licensed in the UAE?
Select "Yes" if the professional holds an active license issued by MOHAP, DHA, or DOH. Select "No" if they do not have an active license.

☐ Yes
☒ No

Registration/Evaluation Number
Enter the professional's registration or evaluation number

7

Let's assume we're looking to license a professional who is licensed by DO

Search Medical Professional

Search Medical Professional

Is the medical professional licensed in the UAE?

Select "Yes" if the professional holds an active license issued by MOHAP, DHA, or DOH. Select "No" if they do not have an active license.

☒ Yes

☐ No

License Number

Search

Cancel

Continue

8

The system will fetch the professional's details and present them for review

Search Medical Professional

Search Medical Professional

Is the medical professional licensed in the UAE?

Select "Yes" if the professional holds an active license issued by MOHAP, DHA, or DOH. Select "No" if they do not have an active license.

☒ Yes

☐ No

License Number

Search



Obstetrics and Gynecology | Specialist Physician

Show Details

Cancel

Continue

9


Click 'Show Details' to view more license information.

Search Medical Professional
Search Medical Professional

Is the medical professional licensed in the UAE?
Select 'Yes' if the professional holds an active license issued by MOHAP, DHA, or DOH. Select 'No' if they do not have an active license.

☒ Yes
☐ No

License Number
[Text Field] **Search**

 **Obstetrics and Gynecology | Specialist Physician**
[Show Details](#)

License Number
[Redacted]

License Expiry
12.09.2026

License Status
Active

Nationality
INDIA

Issuing Authority
DOH

Employer
[Redacted]

Specialty
Obstetrics and Gynecology

Medical Title
Specialist Physician


Cancel **Continue**

10

Click "Continue" when you're ready to proceed with your selection.

☐ No

License Number
[Text Field] **Search**

 **Obstetrics and Gynecology | Specialist Physician**
[Show Details](#)

License Number
[Redacted]

License Expiry
12.09.2026

License Status
Active

Nationality
INDIA

Issuing Authority
DOH

Employer
[Redacted]

Specialty
Obstetrics and Gynecology

Medical Title
Specialist Physician

Cancel **Continue**

11

You have now reached the first step of the application process.

You can review the details of the candidate selected.

Clicking 'Change Professional' will take you back to the 'Search for Medical Professional' page.

The screenshot shows the 'Licensing of a visiting doctor' application process. A progress bar indicates 17% completion. The steps are: 1. Search Medical Professional, 2. Search past evaluation (current step), 3. Select License, 4. Upload Documents, 5. Review Application, and 6. Payment Summary.

Search Past Evaluation
Enter the registration/evaluation number to check if the medical professional has been previously evaluated by MOHAP.

A card displays the selected professional: **Obstetrics and Gynecology | Specialist Physician**. Below the card is a 'Show Details' button and a 'Change Medical Professional' link.

Evaluation details
Provide evaluation details below.

Has the medical professional been evaluated by MOHAP in the past?

☐ Yes

☐ No

Buttons: Back, Continue

Save and Close the Application

12

Click the "Enter evaluation / registration number" field to find their past evaluation details if they were previously evaluated with MOHAP

The screenshot shows the 'Evaluation details' page. At the top, a dropdown menu is set to 'Specialist Physician'.

Evaluation details
Provide evaluation details below.

Has the medical professional been evaluated by MOHAP in the past?

☒ Yes

☐ No

Enter evaluation / registration number

Enter evaluation / registration number Search

Buttons: Back, Continue

Save and Close the Application

Footer: About, Help & Support, References, Toll Free Number

13

Or click "No", if they do not have past evaluation records.

MADINAT ZAYED HOSPITAL

Specialty
Obstetrics and Gynecology

Medical Title
Specialist Physician

Evaluation details
Provide evaluation details below.

Has the medical professional been evaluated by MOHAP in the past?

☒ Yes

☐ No

Enter evaluation / registration number

Enter evaluation / registration number

Save and Close the Application

14

Next, click 'Add Medical Professional Details' to fetch their profile information using their Emirates ID and Date of Birth.


Only required when the selected candidate has a DHA/DOH issued license

Has the medical professional been evaluated by MOHAP in the past?

☐ Yes

☒ No

Medical Professional Profile Details
Enter the medical professional's Emirates ID, Passport, and Contact details.



Medical Professional

[Add Medical Professional's Details](#)

Save and Close the Application

15

In the fields provided, type in the candidate's Emirates ID and Date of Birth to fetch their profile details from ICP.

It is important to remember to use ONLY the selected candidate's Emirates ID information. The system is sensitive to data mismatch and if a mismatch is found the system will prevent further steps.

← Add Medical Professional Details

Search Medical Professional Details

Enter the Emirates ID (EID) and date of birth to retrieve the medical professional's details.

Emirates ID number

Date of birth

Clear All

Search

- 16** Review the Emirates ID details fetched and add the data needed wherever the fields are empty.

Verify Details

Full Name (English)

Full Name (Arabic)

Gender

Emirates ID Expiry Date

Passport Number

Passport Issue Date

Enter the passport issue date

Passport Expiry Date

Mobile Number

Enter the mobile number

Email

Enter the email address

- 17** Ensure that the Mobile Number input is correct, and meets the following criteria

- Mobile number is linked to the selected candidate's UAE Pass account
- Mobile number is active and accessible to the candidate

Passport Number

Passport Issue Date

Passport Expiry Date

Mobile Number

Enter the mobile number

Email

Enter the email address

☐ I acknowledge and confirm:

- I confirm that the provided email address is correct. Incorrect details may prevent the medical professional from receiving or accepting the invitation, which will expire after 72 hours if no action is taken.
- I confirm that the Emirates ID entered belongs to the selected Medical Professional.
- I acknowledge that any profile discrepancies found between the information as per the Emirates ID and the selected medical professional's licensing records may be considered as a misconduct.

18 Ensure that the email entered is correct, and meets the following criteria:

- Email is registered with the selected candidate's UAE Pass account
- Email is active and accessible to the candidate to receive and view MOHAP Work Invitations

The screenshot shows a form with two input fields: "Mobile Number" and "Email". The "Email" field has a placeholder text "Enter the email address" and is highlighted with an orange circle. Below the fields is a consent box with a checkbox labeled "I acknowledge and confirm:". The checkbox is currently unchecked. The consent box contains three bullet points: "I confirm that the provided email address is correct. Incorrect details may prevent the medical professional from receiving or accepting the invitation, which will expire after 72 hours if no action is taken.", "I confirm that the Emirates ID entered belongs to the selected Medical Professional.", and "I acknowledge that any profile discrepancies found between the information as per the Emirates ID and the selected medical professional's licensing records may be considered as a misconduct." At the bottom of the form are two buttons: "Cancel" and "Confirm and add".

19 Review the information provided in the consent box and click the "I acknowledge and confirm" field to be able to proceed.

The screenshot shows the same form as in the previous step, but the checkbox in the consent box is now checked. The text in the consent box remains the same. The "Cancel" and "Confirm and add" buttons are still present at the bottom.

20 The added profile details will be presented for review:

- If modifications are required click 'Edit details'
- Click 'Remove' ONLY if you wish to delete the profile details added through the Emirates ID. This will bring back the field to add by Emirates ID again.

Click 'Continue' to proceed with the next step of the application.

The screenshot shows a web interface for a 'Medical Professional Profile Details' form. At the top, there is a green button labeled 'No'. Below it, the title 'Medical Professional Profile Details' is followed by the instruction 'Enter the medical professional's Emirates ID, Passport, and Contact details.' The form itself is a vertical list of input fields, each with a label and a text input area. The fields are: 'Full Name (Arabic)', 'Emirates ID number', 'Date of birth', 'Gender', 'Emirates ID Expiry Date', 'Passport Number', 'Passport Issue Date', 'Passport Expiry Date', 'Mobile Number', and 'Email'. A 'Hide Details' button is located above the 'Full Name (Arabic)' field. The form is set against a light blue background.

- 21** You are now on the 'Select License' page where you must specify the type of license you wish to issue for the selected candidate.

UNITED ARAB EMIRATES
MINISTRY OF HEALTH & PREVENTION

Home > Services > Licensing of a visiting doctor

Licensing of a visiting doctor

33% Completed

- 1 Search Medical Professional
- 2 Search past evaluation
- 3 Select License
- 4 Upload Documents
- 5 Review Application
- 6 Payment Summary

Medical professional details.

Obstetrics and Gynecology | Specialist Physician
Show Details
Change Medical Professional

License Type
Select the type of license

Back Continue

Save and Close the Application

- 22** Select the license type and click 'Continue'

License Type

Visiting Physician

Back Continue

Select the type of license


- Visiting Physician
- Visiting Surgeon

- 23** After selecting the type of license, the system will display a secondary field to select a follow-up doctor for the selected candidate.


This field will display only if:

- The selected candidate has a surgical specialty
- The selected candidate will be a visiting doctor from outside UAE (does not have a UAE license, only a MOHAP evaluation)

Type of Temporary License

Follow Up Doctor

Back

Continue

[Save and Close the Application](#)

24 The next page will list the documents to be uploaded with specific requirements clearly described.


- The system will validate the type and size of the document uploaded (Allowed formats: JPEG, .PNG, .JPG, PDF within 10 MB only)

50% Completed

- 1 Search Medical Professional
- 2 Search past evaluation
- 3 Select License
- 4 Upload Documents
- 5 Review Application
- 6 Payment Summary

Upload Documents

Please upload the following documents.

**Shilpa Bansal**
Obstetrics and Gynecology | Specialist Physician
[Show Details](#)
[Change Medical Professional](#)

Insurance Against Medical Error

Accepted file types: .jpg, .png, .pdf (png Maximum file size: 10 MB)

[Choose file](#) No file chosen

Physical & Mental Report

This should be issued by Emirates Health Services and only for doctors above 60 years old.

Accepted file types: Maximum file size: 10 MB

[Choose file](#) No file chosen

Passport

This document should not be expired.

Accepted file types: Maximum file size: 10 MB

[Choose file](#) No file chosen

25 Once all the required documents have been uploaded, click 'Continue' to proceed

[Choose file](#) No file chosen

Family Book

Please upload scanned copy of your family book.

Accepted file types: Maximum file size: 10 MB

[Choose file](#) No file chosen

Surgical Logbook

This document should contain the record of surgeries conducted for past 2 years.

Accepted file types: Maximum file size: 10 MB

[Choose file](#) No file chosen

[Back](#) [Continue](#)

Save and Close the Application

- 26** After reviewing the details on the application review page, click the "I Understand and Agree" field to proceed.

Home > Services > Licensing of a visiting doctor

Licensing of a visiting doctor

67% Completed

- 1 Search Medical Professional
- 2 Search past evaluation
- 3 Select License
- 4 Upload Documents
- 5 Review Application
- 6 Payment Summary

Review Application

Please review your application details before you proceed to payment.

Medical Professional Details

Is the Health Professional licensed in the UAE? **Yes** [Change](#)

Name [Change](#)

Past Evaluation

PERCY DIANA PARRY ARUL JOHN PARRY [Change](#)

Name

Emirates ID

Date of Birth

Gender **Female**

Nationality **INDIA**

Passport Number [Change](#)

- 27** After checking the consent box, click on "Continue"

Follow Up Doctor

Uploaded Documents

Insurance Against Medical Error [Change](#)

Physical & Mental Report [Change](#)

Passport [Change](#)

No Objection Certificate from Current Employer [Change](#)

Family Book [Change](#)

Surgical Logbook [Change](#)

☒ **I understand and agree.**
By applying for licensing service, I acknowledge and confirm that all the required details and documents are correct and I accept complete responsibility for the conduct of the designated medical professional at our facility.

[Back](#) [Continue](#)

Save and Close the Application

28

An application fee of 100 AED is applicable for Private Sector facilities;

Click "Proceed to Payment" to continue.

UNITED ARAB EMIRATES
MINISTRY OF HEALTH & PREVENTION

Home > Services > Licensing of a visiting doctor

Licensing of a visiting doctor

83% Completed

- 1 Search Medical Professional
- 2 Search past evaluation
- 3 Select License
- 4 Upload Documents
- 5 Review Application
- 6 Payment Summary

Payment Summary

Payment Summary

Application fee

License a Visiting Doctor for American Hospital Dubai AED 100

Total Amount to be Paid: AED 100

[Back](#) [Proceed to Payment](#)

[Save and Close the Application](#)

29 On successful payment or submission, you are shown a detailed application status page with pertinent details about the application.

- A work invitation to the selected candidate will be sent.
- This invitation will have a validity of 72 hours.

The same details can be found on the dashboard under the Application Section.

UNITED ARAB EMIRATES
MINISTRY OF HEALTH & PREVENTION

Home > Services > License a Visiting Doctor

License a Visiting Doctor

Submit Application Work Invitation Acceptance Under Review Pay & Download License

Payment completed and a work invitation has been sent to the candidate. Awaiting Work Invitation Acceptance

Application Number	Application Date	Amount Paid
MPL-LVD-006713-2025	17 Feb 2025	100 AED

You can Download your payment receipt here

Your application has been submitted successfully. A work invitation has been sent to PERCY. The invitation is valid until 17-02-2025 17:43. They will be asked to accept or reject the invitation.

If they accept the invitation
The application will be sent for the review.

If they reject the invitation
The application will be cancelled and closed.

[Go to Dashboard](#)

Work Invitation Acceptance from Candidate Profile

- 30** As a candidate, sign-in using UAE Pass and select the profile linked with your UAE Pass email.

Note: The profile associated with the UAE Pass email is treated as an Individual Profile.

Select a profile to continue

AH American Hospital Dubai
Dubai@hospital.com

PP PERCY
@gmail.com
UAE Pass

RM Runa Medical Hospital
runa@hospital.com

Continue

Or link an existing MoHAP account to your UAE Pass account.
Suppose you were using an account with a username and a password to access our services previously, you can link it here.

Enter username

Recover your personal account

- 31** From the Individual Dashboard, click 'Work Invitation' to review any pending or past work invites.

Personal Dashboard
PERCY

Home
Profile
Applications
Documents
Work Invitation
Payment History
Services
Sign out

Welcome to your Dashboard

Applications Document Licences Payments Services

Get Evaluated

32

A complete history of all work invitations ever received will be displayed.

- This will include past work invitations 'Accepted', 'Declined' or 'Expired'
- A work invitation will have a set validity. This will be displayed to the user in a countdown to the number of days, hours and minutes left before the work invitation expires.

Work Invitations

Pending Work Invitations

Requesting Facility	Facility Sector	Location	Type of Employment	Assigned Category	Assigned Specialty	Assigned Title	Expires in	Action
American Private Hospital Dubai	Private	Dubai	Working	Physicians	Obstetrics and Gynecology	--	Expires in: 8 days, 9 hours, 58 minutes	Decline Accept

Past Work Invitations

Requesting Facility	Facility Sector	Location	Type of Employment	Assigned Category	Assigned Specialty	Assigned Title	Status
Mediclinic Dubai City Hospital	Private	Dubai	Fulltime	Physicians	Internal Medicine	General Practitioner	Accepted
athmar school	Private	Dubai	Medical Director	--	--	--	Accepted
FINALL FACILITY	Private	Dubai	Fulltime	Physicians	Internal Medicine	Specialist	Accepted
FINALL FACILITY	Private	Dubai	Fulltime	Physicians	Internal Medicine	Specialist	Accepted
HMS	--	--	--	--	--	--	Accepted

33

Once can choose to either Accept or Decline work invitation.

- A single medical professional can have ONLY 1 'Active' full-time license and 2 'Active' visiting licenses.
- If the selected candidate, who is a medical professional, has previously accepted 2 work invitations for visiting licenses, then they will not be able to accept a third invite. (this is applicable even if the application is in the review stage with MOHAP).

Expires in: 0 days, 0 hours, 58 minutes

Decline

Accept

Department	Assigned Category	Assigned Specialty	Assigned Title
	Physicians	Obstetrics and Gynecology	

Accepted

Department	Assigned Category	Assigned Specialty	Assigned Title
	Physicians	Internal Medicine	General Practitioner

Accepted

Department	Assigned Category	Assigned Specialty	Assigned Title

Customer Portal: Application Update and Completion of Process to License a Visiting Doctor

- 47** To review the status of your application, click "Applications" from your facility dashboard.

The screenshot displays the 'Facility Dashboard' for 'American Hospital Dubai'. The left sidebar contains navigation links: 'Task', 'Facility Details', 'Staff', 'Applications' (highlighted with an orange circle), 'Payment History', 'Services', 'Documents', and 'Sign out'. The main content area shows a breadcrumb trail 'Home > Tasks' and a 'Tasks' section with a checkmark icon. Below this, the 'Application Requires Input' section states 'The applications that need your attention. Please review.' and contains a table with one application: 'License a Visiting Doctor' (Application No: MPL-LVD-000527-2025, Submission Date: 17.02.2025). The 'Staff Licenses' section states 'The Licenses that need your attention. Please review.' and contains a table with columns: 'Staff Name', 'License No', 'Expiry Date', and 'Det'.

Application Name	Application No	Submission Date
License a Visiting Doctor	MPL-LVD-000527-2025	17.02.2025

Staff Name	License No	Expiry Date	Det
------------	------------	-------------	-----

48 Click "All Applications" or on the relevant tab based on the status of your application;

- Action Required: Applications pending payment updates or a payment.
- In progress: Applications that are pending action from MOHAP Auditors.
- Completed: Applications that have been successfully completed.
- Drafts: Applications with a draft status that are yet to be submitted.
- Rejected: Applications that were rejected by the MOHAP Auditors.
- Expired: Applications that expired while awaiting action from the applicant.

Facility Dashboard
American Hospital
Dubai

Home > Applications

Applications

All Application (354)

Search Show filters 354 results

Application number	Category	Medical Professional Name	Date submitted
LVD241014.115226393	Licensing		

Application number	Category	Medical Professional Name	Date submitted
LVD241014.115517641	Licensing		

Application number	Category	Medical Professional Name	Date submitted
LVD241014.115517641	Licensing		

- 49 Click the "Search" field and enter the application to quickly find the desired application.

Facility Dashboard
American Hospital
Dubai

Home > Applications

Applications

All Application (354)

Search Show filters 354 results

License a Visiting Doctor

Application number	Category	Medical Professional Name	Date submitted
LVD241014.115226393	Licensing		

License a Visiting Doctor

Application number	Category	Medical Professional Name	Date submitted
LVD241014.115517641	Licensing		

License a Visiting Doctor

Application number	Category	Medical Professional Name	Date submitted

- 50 Once found, click "View Details" to open it.

354 results < Prev 1 2 3 4 ... 18 Next > Size 20

y	Medical Professional Name	Date submitted	Action Due Date	
g	PERCY DIANA PARRY ARUL JOHN PARRY	17.02.2025	19.02.2025	Approved-Pending Payment View Details

- 51** You can review the details of the completed application and download the documents generated.

If you are a Private Sector facility, an additional service fee may apply;

- Visiting Physician from UAE: AED 4,000 for 12 months
- Visiting physician from outside UAE: AED 3,000 for 3 months
- Visiting surgeon: AED 1000 for 12 months

The screenshot shows the 'License a Visiting Doctor' page on the American Hospital Dubai portal. The left sidebar contains navigation options: Task, Facility Details, Staff, Applications (with sub-options: All Applications, Action Required, In Progress, Completed, Drafts, Rejected, Expired), Payment History, Services, Documents, and Sign out. The main content area shows the application details for 'MPL-LVD-000527-2025', submitted on 17 Feb 2025. A progress bar indicates the status: 'Submit Application' (completed), 'Work Invitation Action' (in progress), and 'Under Review' (pending). Below the progress bar, the 'Application Approved' section states: 'Your application has been approved. Please pay AED 4000 to access and download the visiting license. Once your payment is confirmed by MCHAP, your license will be ready for download.' The 'Payment Summary' section lists the 'Visiting License fee' and 'Visiting Doctor License for PERCY DIANA PARRY ARJIE JOHN PARRY - UAE-based Physician'. The 'Total Amount to be Paid' is highlighted with a red circle, and a 'Proceed to Payment' button is visible below it.

Facility Dashboard
American Hospital
Dubai

License a Visiting Doctor

Licensing

Application Number: MPL-LVD-000527-2025

Application Date: 17 Feb 2025

Payment Received

Total Amount Paid AED: 4000.000 Download Payment Receipt

Submit Application

Work Invitation Action

Under Review

Application Approved

Your application has been approved. Please pay AED 4000 to access and download the visiting license.

Once your payment is confirmed by MCHAP, your license will be ready for download.

Payment Summary

Visiting License fee

Visiting Doctor License for PERCY DIANA PARRY ARJIE JOHN PARRY - UAE-based Physician

Total Amount to be Paid:

Proceed to Payment

52

If the Candidate selected was licensed by DHA/DOH, upon approval MOHAP will provide an Evaluation Letter in addition to the Visiting License.

Facility Dashboard
American Hospital
Dubai

American Hospital Dubai

Task

Facility Details

Staff

Applications

Payment History

Services

Documents

Sign out

Home > Services > License a Visiting Doctor

License a Visiting Doctor

Licensing

Application Number: MPL LVD-000527-2025

Application Date: 17.02.2025

Payment Received: 17.02.2025

Amount Paid AED: 4100

Download Payment Receipt

Submit Application

Work Invitation Action

Under Review

The new temporary license has been issued.

The payment was a success and you can now download the license below. A link to download the certificate will be sent to your email and mobile through SMS.

Download Evaluation Letter

Download License

Service Ends