



UNITED ARAB EMIRATES
MINISTRY OF HEALTH & PREVENTION

Verification of Registration of a Nursing Certificate from a Foreign Country

User Guide

July 2025

Table of Contents

| | |
|--|----|
| Customer Portal: Raising an Application to obtain a Verified Evaluation Letter | 3 |
| Sign-in and Individual Dashboard Navigation | 3 |
| Fill Application Details | 5 |
| Service Payment and Application Completion | 12 |
| Verified Letter of Nursing Registration Sample | 13 |

Customer Portal: Raising an Application to obtain a Verified Evaluation Letter

1 Sign-in through UAE Pass, select your individual profile and click "Continue"

ION

rez
id Prevention

Select a profile to continue

AlejandroMiguelRamirez
pparry@avertra.com
UAE Pass

Continue

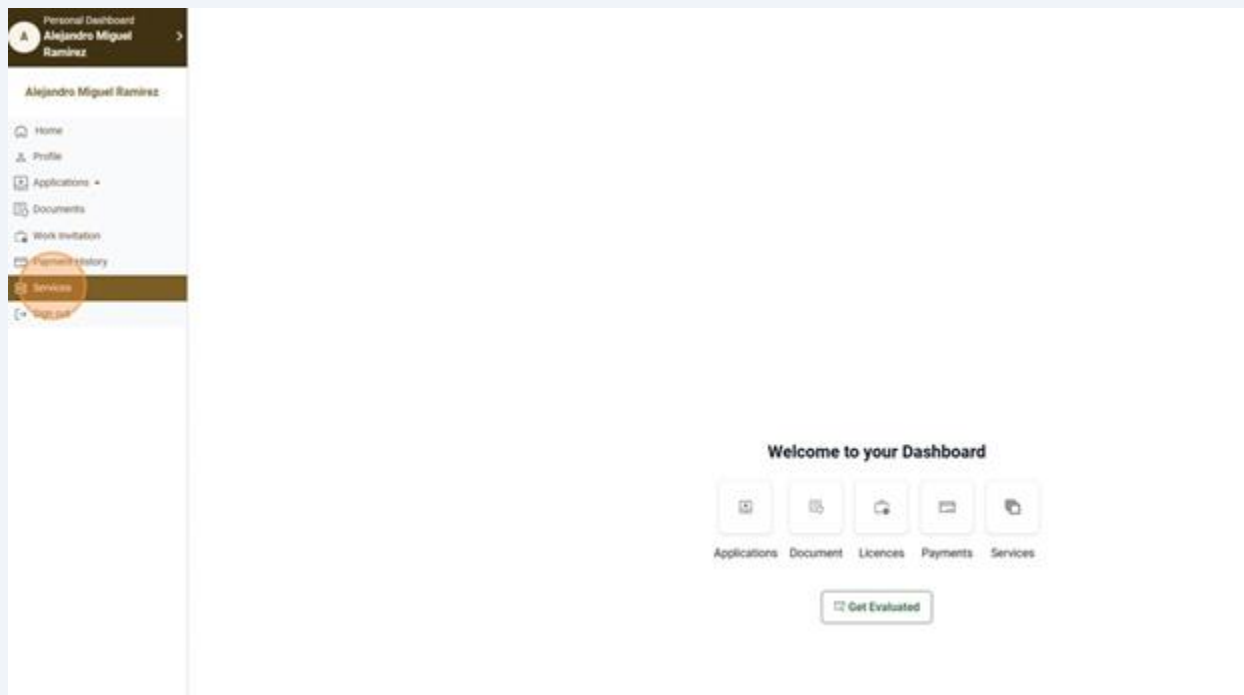
Or link an existing MoHAP account to your UAE Pass account.
Suppose you were using an account with a username and a password to access our services previously, you can link it here.

Enter username

Recover your personal account

2

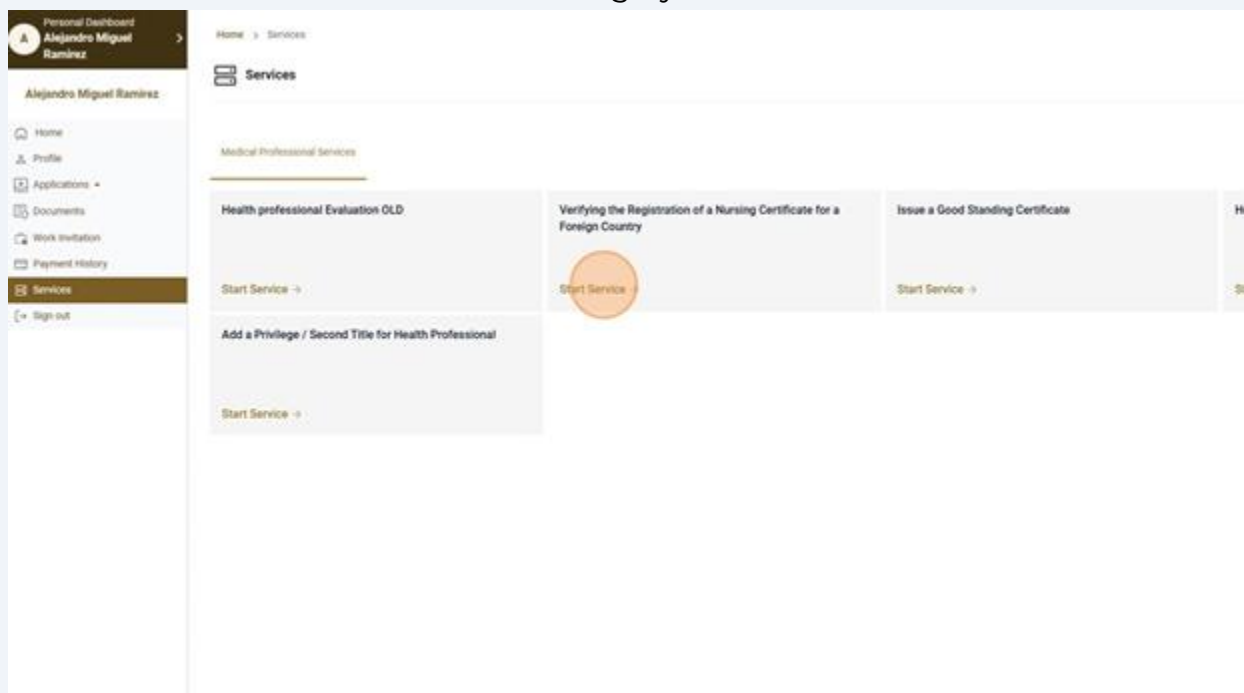
From your Individual Dashboard: Click "Services"



3

Find the service 'Verifying the Registration of a Nursing Certificate for a Foreign Country' and click "Start Service"

- This service is only available to Medical Professionals who have been evaluated for the category 'Nurses & Midwives'



4

You can click to search using your MOHAP Registration or Evaluation Number.

The screenshot shows the top of a web application. At the top left, there are logos for the United Arab Emirates Ministry of Health & Prevention and a 5-star rating. Below the logos is a breadcrumb trail: > Services > Verification of Registration of a Nursing Certificate from a Foreign Country. The main heading is "Verification of Registration of a Nursing Certificate from a Foreign Country". On the left, there is a vertical navigation menu with items: "Completed", "Applicant Information", "Recipient Details", "Review Application", and "Payment Summary". The "Applicant Information" section is active and contains the following text: "Applicant Information", "Start your application by entering a valid MOHAP registration number, evaluation number, or your passport number.", and "Choose a search option:". There are two radio button options: "Registration/Evaluation Number" (which is selected and highlighted with an orange circle) and "Passport Number". At the bottom of this section are two buttons: "Back" and "Continue". A small link "Save and Close the Application" is visible at the bottom right.

5

Applicant Information

Start your application by entering a valid MOHAP registration number, evaluation number, or your passport number.

Choose a search option:

Registration/Evaluation Number

Passport Number

MOHAP Registration or Evaluation Number

Search with Mohap Registration or Evaluation Number

992468

Search

Back

Continue

Save and Close the Application

6

Or, click "Passport Number" to search using your passport details.

Applicant Information
Start your application by entering a valid MOHAP registration number, evaluation number, or your passport number.

Choose a search option:

Registration/Evaluation Number

Passport Number

Enter your passport number:
RL7890123

Select the country that issued your passport:
Lebanon

[Clear All](#) [Search details](#)


[Back](#) [Continue](#)

[Save and Close the Application](#)

7

The system will fetch the details of your exam history stored and associated with the evaluation number or passport details as previously entered

[Clear All](#) [Search details](#)

 **Alejandro Miguel Ramirez**
Nurses | Pediatric Nurse
[Show Details](#)

Exam History

| | |
|---------------------------------------|---------------------------|
| Exam Name | Pediatric Nurse Prometric |
| Registration/Evaluation Number | MPL_EVA-992469-2010 |
| Exam Type | Prometric |
| Exam Date | 01/01/2010 |
| Exam Result | Passed |
| Exam Name | Pediatric Nurse Written |
| Registration/Evaluation Number | MPL_EVA-992469-2010 |
| Exam Type | Written |
| Exam Date | 01/01/2010 |

8 Click "Continue" to proceed to the next step.

If you wish to not proceed;

- Click on 'Back' to it.

OR

- Click on the 'Save and Close the Application' to save the application as a draft. This draft will have a validity of 30 days only.

Written

Exam Date
01.07.2015

Exam Result
Passed

Evaluation History

Registration/Evaluation Number
MPL-EVA-992468-2010

Issue Date
01.02.2010

Back **Continue**

Save and Close the Application

The screenshot displays a user interface for exam results. It features a 'Written' section with 'Exam Date' (01.07.2015) and 'Exam Result' (Passed). Below this is an 'Evaluation History' section containing a table with two rows: 'Registration/Evaluation Number' (MPL-EVA-992468-2010) and 'Issue Date' (01.02.2010). At the bottom, there are two buttons: 'Back' and 'Continue'. The 'Continue' button is highlighted with a circular orange glow. A link labeled 'Save and Close the Application' is visible at the bottom right.

9

You have now reached the 'Recipient Details' page where you can add the recipient's details.

The screenshot shows the 'Verification of Registration of a Nursing Certificate from a Foreign Country' page. The header includes the United Arab Emirates Ministry of Health & Prevention logo and a 5-star rating. The breadcrumb trail is 'Home > Services > Verification of Registration of a Nursing Certificate from a Foreign Country'. The page title is 'Verification of Registration of a Nursing Certificate from a Foreign Country'. A progress bar indicates '25% Completed'. A sidebar on the left shows four steps: 1. Applicant Information, 2. Recipient Details (highlighted), 3. Review Application, and 4. Payment Summary. The main content area is titled 'Recipient Details' and includes the instruction 'Please provide the address of the recipient who will receive the verified letter.' The form fields are: 'Recipient Name' (text input with placeholder 'Enter the recipient's name'), 'Country' (dropdown menu with placeholder 'Select the recipient's country'), 'State/Region' (text input with placeholder 'Select the state or region'), 'City' (text input with placeholder 'Select the city'), 'Street' (text input with placeholder 'Enter the street name'), 'PO Box' (text input with placeholder 'Enter the P.O. Box number'), and 'Building Number' (text input).

10

Click to select or type the data into the fields.

The screenshot shows the same 'Verification of Registration of a Nursing Certificate from a Foreign Country' page, but with data entered into the form fields. The breadcrumb trail is 'Home > Services > Verification of Registration of a Nursing Certificate from a Foreign Country'. The page title is 'Verification of Registration of a Nursing Certificate from a Foreign Country'. The main content area is titled 'Recipient Details' and includes the instruction 'Please provide the address of the recipient who will receive the verified letter.' The form fields are: 'Recipient Name' (text input with value 'American School of Medicine'), 'Country' (dropdown menu with value 'UNITED STATES OF AMERICA'), 'State/Region' (text input with value 'Washington DC'), 'City' (text input with placeholder 'Select the city'), 'Street' (text input), and 'Building Number' (text input).

11 Ensure all the fields have been entered before proceeding to the next step.

A screenshot of a web form with five input fields and two buttons. The fields are labeled 'State/Region', 'City', 'Street', 'PO Box', and 'Building Name'. Each field contains a placeholder text: 'Select the state or region', 'Select the city', 'Enter the street name', 'Add the PO Box number.', and 'Enter the building number.' respectively. Below the fields are two buttons: 'Back' and 'Continue'. The 'Continue' button is highlighted in a dark brown color. At the bottom right, there is a small text label 'Save and Close the Application'.

12 Click "Continue" when happy to proceed.

A screenshot of the same web form as in the previous image, but with the fields filled with example data. The 'State/Region' field contains 'Dubai', the 'City' field contains 'Dubai', the 'Street' field contains '123', the 'PO Box' field contains '3242y', and the 'Building Name' field contains 'Al Abassi Building 123'. The 'Continue' button remains highlighted in dark brown. The 'Back' button is now a light gray color. The 'Save and Close the Application' text is still present at the bottom right.

13

After reviewing the details on the application review page, click the "I Understand and Agree" field to proceed.

Home > Services > Verification of Registration of a Nursing Certificate from a Foreign Country

Verification of Registration of a Nursing Certificate from a Foreign Country

50% Completed

1 Applicant Information

2 Recipient Details

3 Review Application

4 Payment Summary

Review Application

Review your application details carefully before proceeding to payment.

Applicant Information

Search details with: Passport Number

Applicant Passport Number RL7890123

Applicant Issuing Country Lebanon

Recipient Details

Recipient Name American School of Medicine

Location Information

Country UNITED STATES OF AMERICA

14

Location Information

Country United Arab Emirates [Change](#)

State/ Region Dubai [Change](#)

City Dubai [Change](#)

Street 123 [Change](#)

PO Box 324223 [Change](#)

Building Number Al Abassi Building 123 [Change](#)

I understand and agree.

I confirm that all personal information and details provided are accurate, complete, and comply with MOHAP's requirements for this service.

[Back](#)

[Continue](#)

15 After checking the consent box, click on "Continue"

Location Information


| | | |
|-----------------|------------------------|------------------------|
| Country | United Arab Emirates | Change |
| State/ Region | Dubai | Change |
| City | Dubai | Change |
| Street | 123 | Change |
| PO Box | 324223 | Change |
| Building Number | Al Abassi Building 123 | Change |

I understand and agree.
I confirm that all personal information and details provided are accurate, complete, and comply with MOHAP's requirements for this service.

[Back](#) [Continue](#)

Save and Close the Application

16 An Application payment of 100 AED is applicable. Click "Proceed to Payment" to continue.

 UNITED ARAB EMIRATES
MINISTRY OF HEALTH & PREVENTION

Home > Services > Verification of Registration of a Nursing Certificate from a Foreign Country

Verification of Registration of a Nursing Certificate from a Foreign Country

75% Completed

- 1 Applicant Information
- 2 Recipient Details
- 3 Review Application
- 4 **Payment Summary**

Payment Summary

Service Fee
Verification of the Registration of a Nursing Certificate for:
Alejandro Miquel Ramirez AED 100

Total Amount to be Paid: AED 100

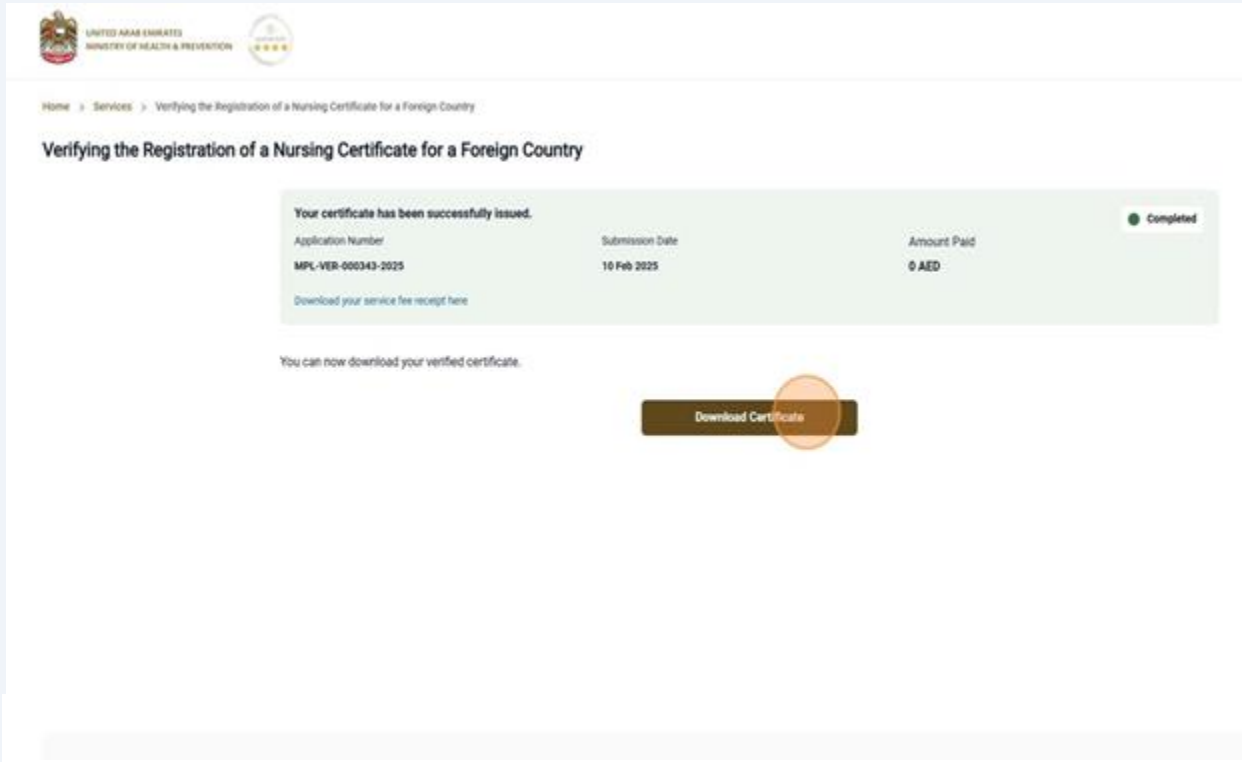
[Back](#) [Proceed to Payment](#)

Save and Close the Application

17

On successful payment, you are shown a detailed application status page with pertinent details about the application.

The same details can be found on the dashboard under the Application Section. Click "Download Certificate" to save the verified Evaluation Letter.



Service Ends